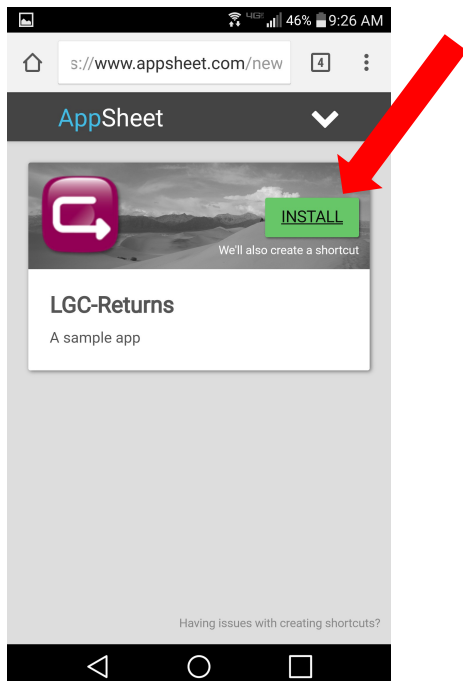


Android install

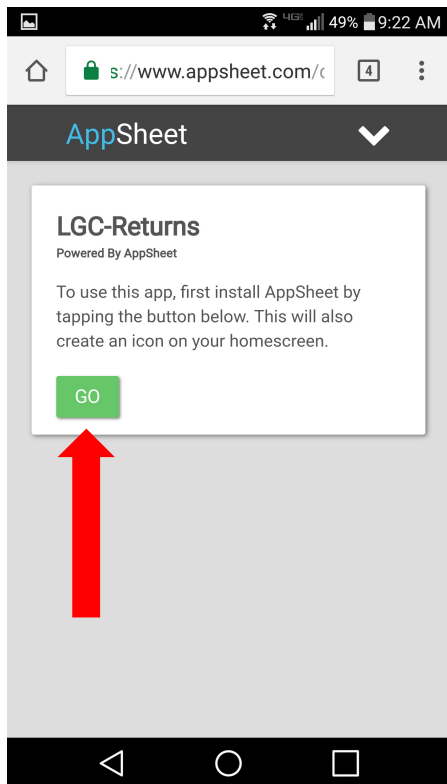
Click on For Android Download




This will open a screen like this one below, click on install.



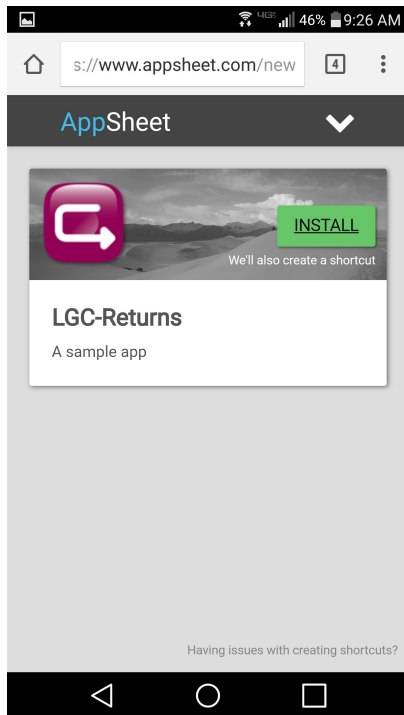
After clicking on install a screen like the following will open with a button that says Go, please click Go.



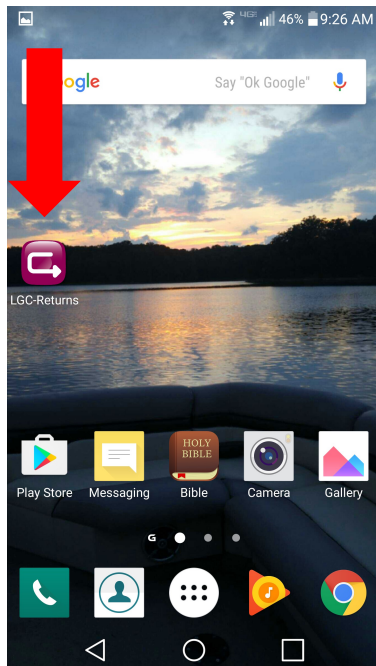
After clicking go you will be taken to your app store where you can then download the AppSheet app (see image below.) Please click install to begin installation.



After installation please return to Laurel Grocery Website <http://www.laurelgrocery.com/lcs-downloads>
this should still be open in another tab on your phone.



After clicking install return to your home screen and you will find a new shortcut that looks like this



If you need assistance, call the LGC IT Help Desk at 606-878-6601 ext 2411